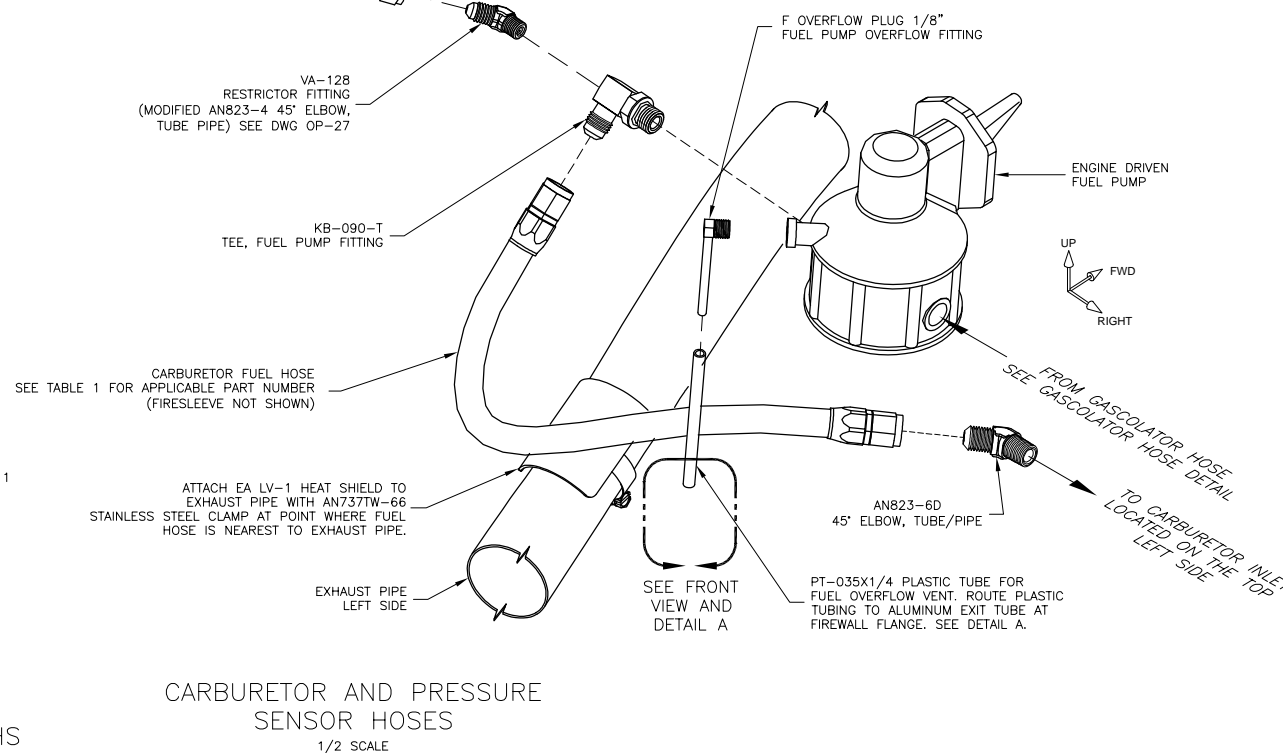


ACFT	HOSE APPLICATION		
	ENGINE	GASCOLATOR	CARBURETOR
RV-7	O-320	VA-129	VA-139
	O-360	VA-138	VA-139
RV-7A	O-320	VA-129	VA-129
	O-360	VA-138	VA-129
RV-9	O-320	VA-138	VA-139
RV-9A	O-320	VA-138	VA-129

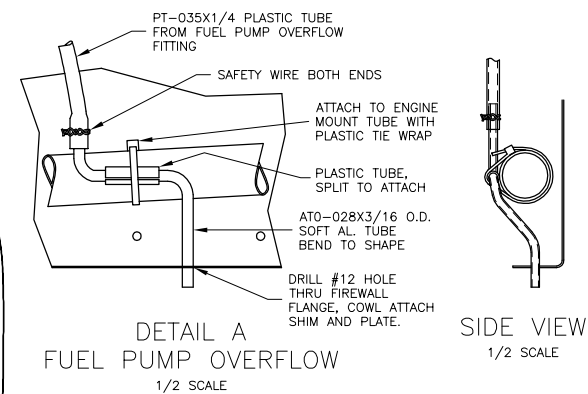
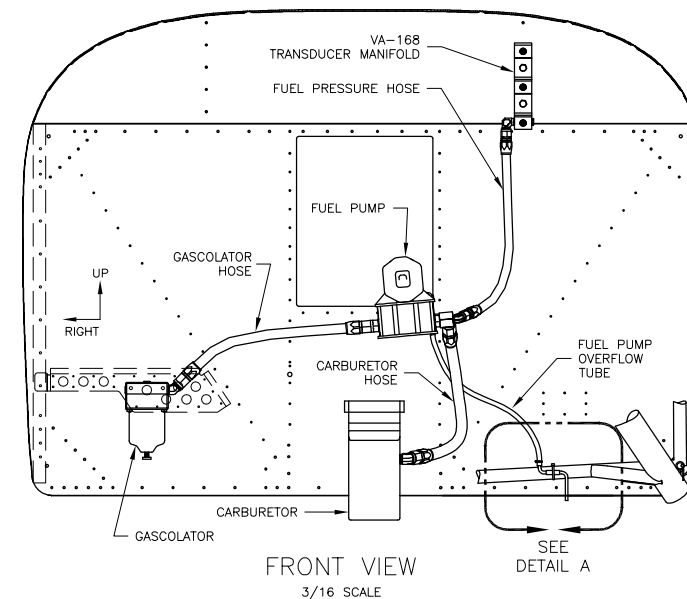
TABLE 1: HOSE PART NUMBERS  
SEE METAL IDENTIFICATION TAG FOR HOSE PART NUMBERS.  
3/8 I.D. AE701-6 STAINLESS FLEX HOSE WITH ATTACHED AE102-11 FIRESLEEVE.

HOSE P/N:	I.D.	TOTAL LENGTH
VA-102	1/4	16
VA-129	3/8	15 1/2
VA-138	3/8	14
VA-139	3/8	16 1/2

TABLE 2: HOSE I.D.'S & LENGTHS



GASCOLATOR HOSE  
1/2 SCALE



R2 REPLACED ALL INSTANCES GAS 5 WITH GAS 6. ZONE B1: CALL-OUT "COWL ATTACH SHIM AND PLATE." WAS "...HINGE AND SPACER." 04/30/19  
R1 REPLACED ALL INSTANCES GAS 4 WITH GAS 5, ADDED F 1/4 PIPE PLUG 11/08

**VAN'S AIRCRAFT, INC.** 14401 NE KEIL RD. AURORA, OR 97002 USA

**CARBURETED FUEL SYSTEM**

DATE DRAWN: 9/14/01  
DRAWN BY: PHILLIP RIVALL  
TOLERANCES: NONE (UNLESS OTHERWISE SPECIFIED)  
PATH: Q:\Z other\Publications\Optional Plans\OP-28\OP-28.DWG

UNITS: INCHES  
SCALE: AS NOTED  
D-SIZE ORIGINAL

RV-7,9

OP-28